

Specification

Eco series-D360



General description

- ※ Self-encapsulated design offers six optional 2300-6000K , white lights and four optional R/G/B/Y colorful lights
- ※ High quality FPC, high thermal 3M adhesive
- ※ Ta: -25~40° C; Tc: 75° C (max)



Dimensions

Max.length: 5000mm

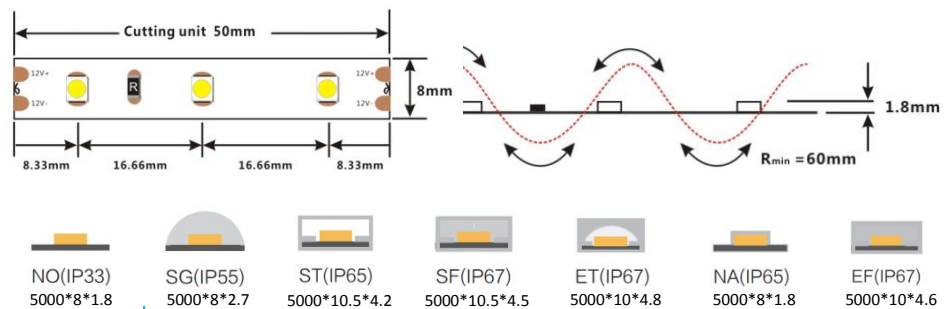
Cutting unit: 50mm/3leds

LED pitch: 16.66mm

Min. bend diameter: Φ 60mm

Mounting: 3M tape

IP: IP33/55/65/67



Electronic & output data

Input voltage: 12VDC

Rated current: 0.35A(1meter) /1.45A(5meter)

Typical Power: 4.2W(1meter) /17.4W(5meter)

Power range: 3.8~4.6W


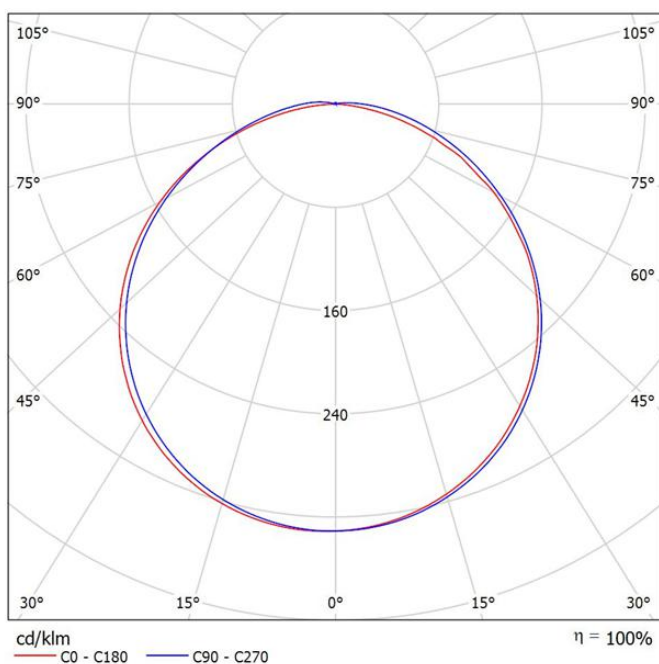
Max.power: 4.8W (If=20mA)

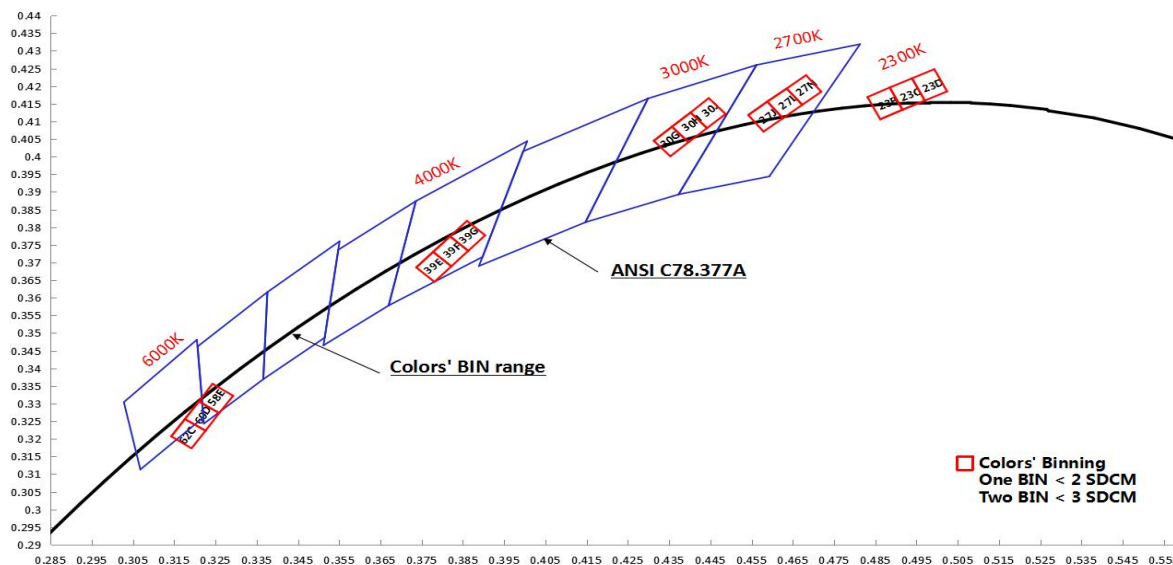
CRI: 80

On-off times: 10000 (test times)

Color	LW	SW	WW	NW	W	R/G/B/Y
CCT	2300K	2700K	3000K	4000K	6000K	/
Lumen	330lm	354lm	373lm	384lm	373lm	/
Lm/W	79	84	89	92	89	/
Energy efficiency class	A+	A+	A+	A+	A+	/

1.The tolerance of output data can be vary up to 10%
 2.the output data tested according to IES LM-79-08
 3.the output data is based on IP33/1mterter
 4.IP protection process leads changes to size, CCT and luminous flux



BIN

Accessories Information

Type	Name	Picture	Code	Color	protection technique	Remark
wire cable with connector	red and black cable		94.31.20201201 (head) /94.31.20201202 (tail)	red/black	NO/ST/SF/NA/SG	20AWG L=120mm
	Two core SM-male wire		94.34.20201501	red/black	NO	20AWG L=150mm
	Two core SM-female wire		94.34.20201502	red/black	NO	20AWG L=150mm
	Two core DC-male wire		94.35.20201501	black	NO/SG	20AWG L=150mm
	Two core DC-female wire		94.35.20201502	black	NO/SG	20AWG L=150mm
	Two core PVC-male wire		94.35.21201501	white	ST/SF/NA/SG	20AWG L=150mm
	Two core PVC-female wire		94.35.21201502	white	ST/SF/NA/SG	20AWG L=150mm
	Two core Lucid wire		94.32.20202001	transparent	ST/SF/NA/SG	20AWG L=200mm
	Two core Lucid-male wire		94.35.23201501	transparent	ST/SF/NA/SG	20AWG L=150mm
	Two core Lucid-female wire		94.35.23201502	transparent	ST/SF/NA/SG	20AWG L=150mm
	single pin,"-"shape wire connector		94.51.110000003	black	-	Wire Diamerer< 2.1mm
	single pin,"T"shape wire connector		94.51.110000005	black	-	Wire Diamerer< 2.1mm
	double pin,"-"shape wire connector		94.51.110000004	black	-	Wire Diamerer< 2.1mm
	double pin,"T"shape wire connector		94.51.110000006	black	-	Wire Diamerer< 2.1mm

	Split-box		94.51.11000001	-	-	-
	Quick wiring		94.51.11000002	-	-	-
connector	Solder free terminal		94.42.62080001	transparent	NO	-
	Solder free terminal		94.42.62080002	transparent	NO	-
	Solder free terminal		94.42.62080003	transparent	SG	-
	Solder free terminal		94.42.62080004	transparent	SG	-
	Solder free terminal		94.43.20080001	white	ET	-
	Solder free terminal		94.43.210815101	white	ET	-
	Solder free terminal		94.43.210815102	white	ET	-
Fixed parts	8mm Fixed clasp		94.19.00080001	transparent	ST/SF/SG	-
	8mm Tube clamps		94.19.01080004	transparent	NO	-
	8mm Tube clamps		94.19.01080003	transparent	SG	-
	8mm No silicone hole plug		94.18.01080001	transparent	ST/SF	-
	8mm Silicone single hole plug		94.18.01080002	transparent	ST/SF	-
	Stopper glue		94.16.03010001	-	ST/SF	-

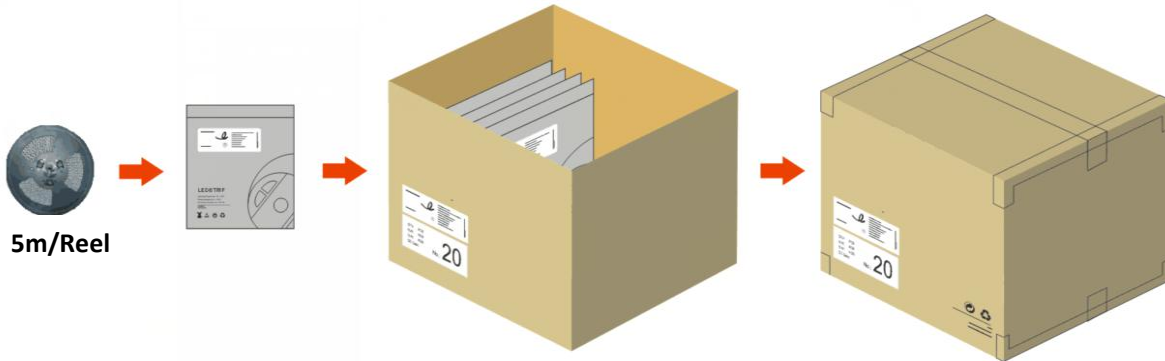
Order Code Formats

1:Category		2:LED		3:LED/m		4:Voltage		5:FPC Width		6:IP Process		7:CRI		8:CCT	
D	-	3	3528	60	60 LED	12	12V	08	8mm	NO	NO	8	>80	LW	2300K
										SG	SILICONE GLUE			SW	2700K
										ST	SILICONE TUBE			WW	3000K
										SF	SILICONE FILLED			NW	4000K
										ET	Extrusion Tube			W	6000K
										EF	Extrusion FILLED				
										NA	NANO				
9:Silk Printing		10: Entry cable		11:Wire type		12:Wire length		13:Tape type		14:Label Type		15: Strip Length			
C	COLORS	S	Single	A	red and black cable	012	12cm	W	White 3M	C	COLORS	0050	0.5m		
S	customized	D	doubel	B	SM-male wire	020	20cm	Y	Yellow 3M	S	customized	0100	1m		
N	Neutral	X	Nothing	C	SM-female wire	050	50cm	R	Red tape			0200	2m		
				X	Nothing	100	100cm	X	Nothing			0500	5m		
						000	Nothing					5000	50m		

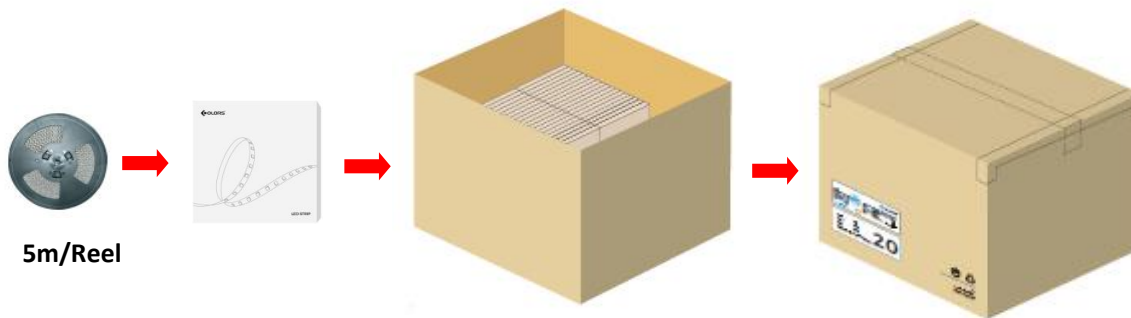
D3601208NO-8NWCDA012WC0500

Packing

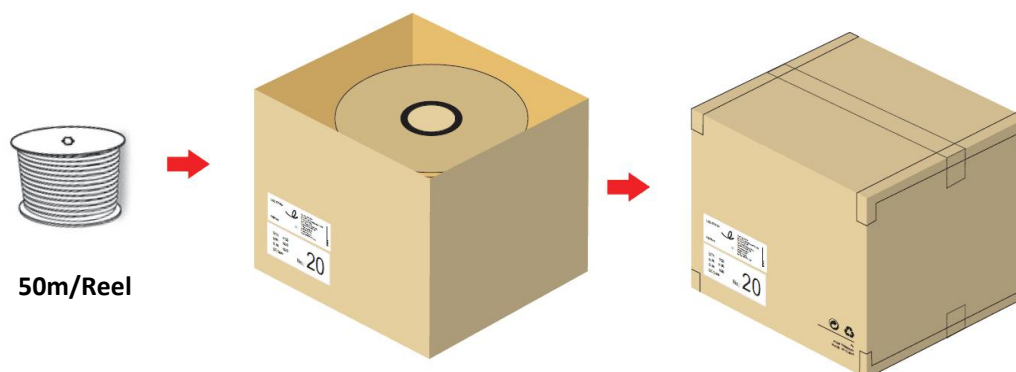
1. Non- brand of NO(IP33)/SG(IP55)/ST(IP65)/SF(IP67)/ET(IP67)/EF(IP67)/NA(IP65).



2. Brand of NO(IP33)/SG(IP55)/ST(IP65)/SF(IP67)/ET(IP67)/EF(IP67)/NA(IP65).



3. Engineering packaging of ET(IP67).(free-soldering end caps with 40 cover per box could be ordered separately if needed)



4. Engineering packaging of NO(IP33).



Disclaimer

- ※ Please drive the led strip with 12VDC isolated power, and the ripple of the constant voltage source should be less than 5%.
- ※ Please do not bend the strip into an arc with a diameter less than 60mm to ensure the longevity and reliability.
- ※ Do not fold it in case any damage of LED beads.
- ※ Do not pull the power wire hard to ensure the longevity. Any Crash may damage the LED light is prohibited.
- ※ Please make sure the wire is connected to the anode and cathode correctly. The power output should be consistent with the voltage of the strip to avoid damage.
- ※ LED lights should be stored in dry, sealed environment. Please only unpack it before usage. Ambient temperature: $-20\text{ }^{\circ}\text{C} \sim +40\text{ }^{\circ}\text{C}$. Storage temperature: $-0\text{ }^{\circ}\text{C} \sim +60\text{ }^{\circ}\text{C}$. Please use the strips without waterproof within indoor environment with humidity less than 70%.
- ※ Please be careful during operation. Do not touch the AC power supply in case of electric shock.
- ※ Please leave at least 20% power for the power supply during using to ensure there is enough power supply to drive the product.
- ※ Do not use any acid or alkaline adhesives to fix the product (e.g.: glass cement).

